
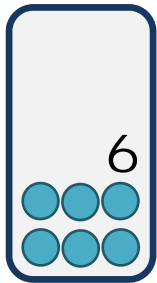
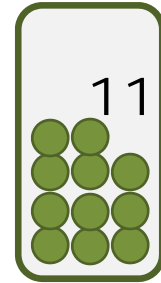


Use the clues below to match a number to a continent.
Write the number inside the continent on the map that matches the clue.



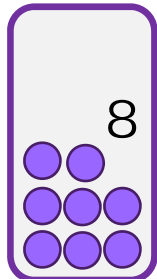
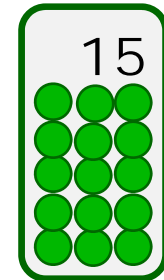
This continent is south
of the Equator,
and the continent
is east of the
Prime Meridian.

This continent is north
of the Equator,
and the Prime Meridian
crosses this continent.



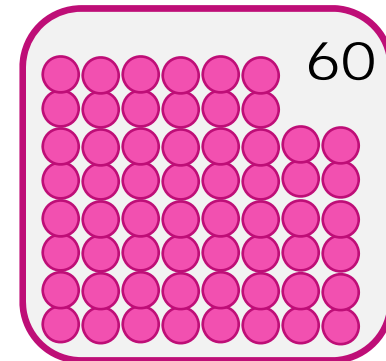
The Equator crosses
this continent,
and the continent
is west of the
Prime Meridian.

The Equator crosses
this continent,
and the Prime Meridian
also crosses it.

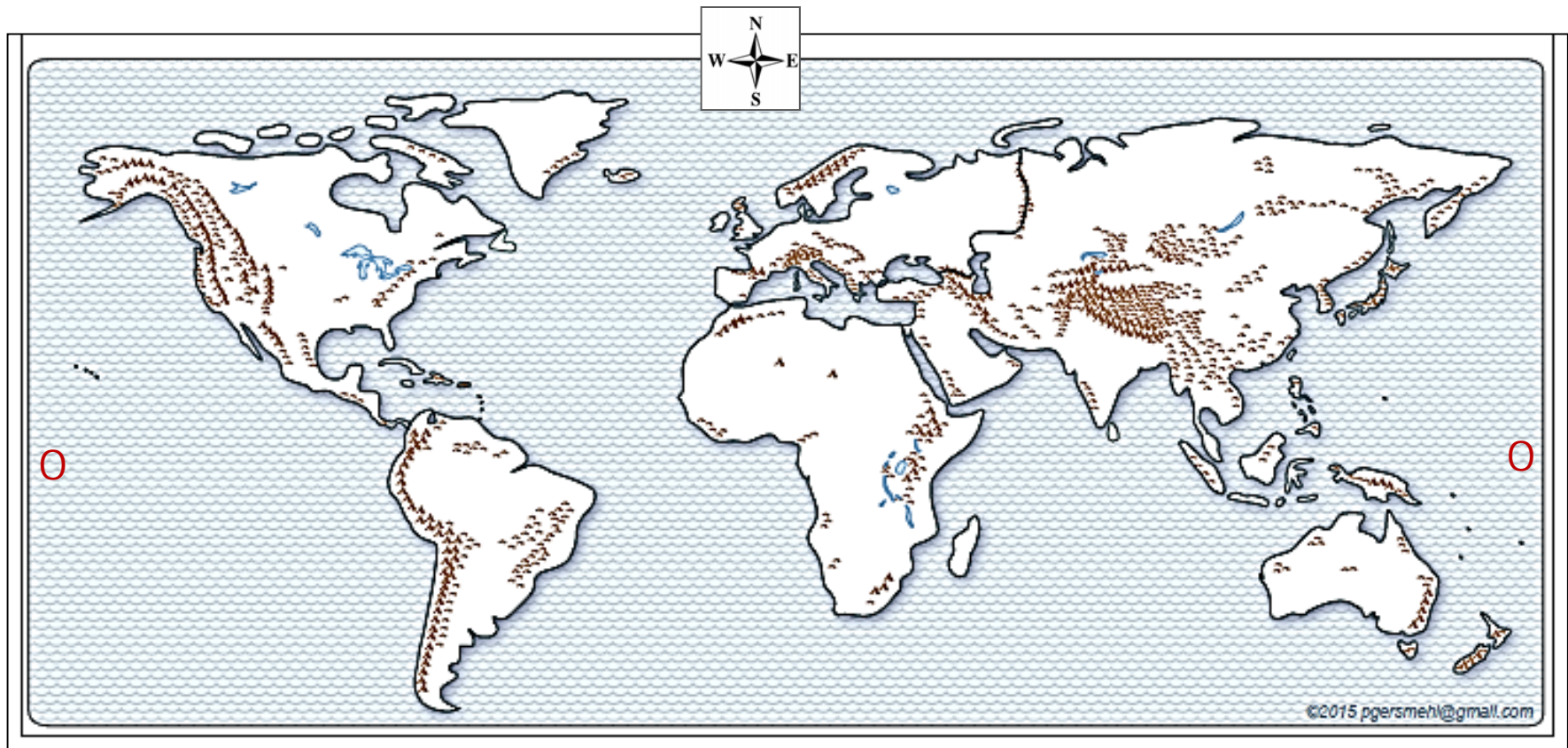


This continent is north
of the Equator,
and the continent
is west of the
Prime Meridian.

This continent is
north of Equator,
and the continent
is east of the
Prime Meridian.



Each circle represents 1% of the world's population.



1. Use the **Compass Rose**
to write **North, South, West, East** on the edges of your map.

2. Draw and label the **Equator**.
(Draw a horizontal line from west to east between the zeros.)

3. Draw and label the **Prime Meridian**
(Draw a vertical line that continues south from the compass rose.)