

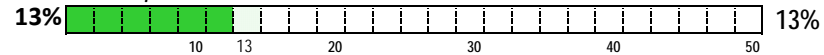
Percent of population under age 15

Germany

Average family size*

Percent under age 15

1.5 children per mom

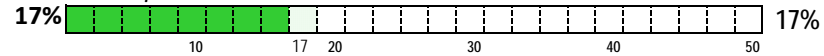


China

Average family size*

Percent under age 15

1.7 children per mom

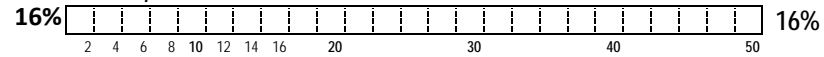


Russia

Average family size*

Percent under age 15

1.8 children per mom

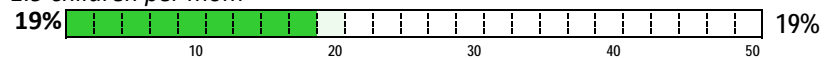


United States

Average family size*

Percent under age 15

1.9 children per mom

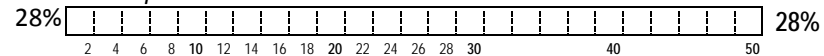


Mexico

Average family size*

Percent under age 15

2.3 children per mom



India

Average family size*

Percent under age 15

2.3 children per mom

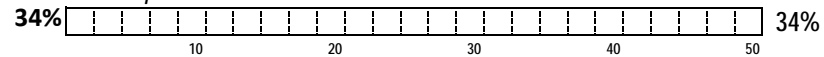


Philippines

Average family size

Percent under age 15

2.9 children per mom



Ethiopia

Average family size*

Percent under age 15

4.1 children per mom



Nigeria

Average family size*

Percent under age 15

5.5 children per mom



*Note: "Average family size" is defined as the "average number of lifetime births per woman"

Source: prb.org, Population Reference Bureau, 2015 World Population Data Sheet

Activities

- Find Russia, Mexico, and Philippines in the first column. Use their data for "Percent under age 15" to shade their bar graphs. Each box in the bar stands for 2%.
- This chart shows data for both "Average family size" and "Percent under age 15."

Answer this question in order to make a summary statement about this set of countries:

What happens to "Percent under age 15" as "Average family size" increases?

- Find these countries on the world maps that show Percent under age 15 and Average family size.

Where are the 3 lowest data values located?

Where are the 3 highest data values located?